



ಬೃಹತ್ ಬೆಂಗಳೂರು ಮಹಾನಗರ ಪಾಲಿಕೆ
Bruhat Bengaluru Mahanagara Palike



BBMP COVID-19 WAR ROOM 28.07.2023

BBMP / COVID-19 WAR ROOM / BULLETIN – 1222/ 28.07.2023 / #BBMPfightsCOVID19



OVERVIEW OF COVID-19 IN BENGALURU

CASE TRENDS ACTIVE CASES **6**

Confirmed Cases

1

18,86,917[#]

Recovered Cases

0

18,69,910[#]

Death Cases

0

17,001[#]



HOSPITALIZATION

1

ICU – V

-

ICU

-

HDU

-

General

1

INCLUDES GOVT. QUOTA AND PRIVATE WALK-IN HOSPITALIZATION



VACCINATION

5

2,07,01,321[#]

First Dose

3

96,90,012[#]

Second Dose

1

95,11,779[#]

Precaution Dose

1

14,99,530[#]



TRIAGING

MTU

0

Tele Triage

0



ACTIVE CZs

0

MCZs (< 5 cases)

0

Clusters (> 5 cases)

0



TESTING

326

3,24,57,682[#]

RAT

96

RTPCR

230

Positivity :0.37%

*FOR LAST 7 DAYS

: indicates cumulative numbers till date



ABSTRACT OF COVID-19 SCENARIO IN BENGALURU



	MALE			FEMALE			TRANSGENDER			TOTAL		
	Last 24 Hours	Last 7 Days	Cumulative	Last 24 Hours	Last 7 Days	Cumulative	Last 24 Hours	Last 7 Days	Cumulative	Last 24 Hours	Last 7 Days	Cumulative
Positive Cases	1	3	11,12,026	0	5	7,74,695	0	0	196	1	8	18,86,917
Recovered Cases	0	8	10,99,683	0	6	7,69,097	0	0	187	0	14	18,69,910
Death Cases	0	0	10,770	0	0	6,227	0	0	4	0	0	17,001
Total Tests Done	In Last 24 hrs. : 326			In last 7 days : 2,134			Cumulative : 3,24,57,682					
Vaccine Doses Administered	In Last 24 hrs. : 5			In last 7 days : 50			Cumulative : 2,07,01,321					
ACTIVE CASES									6			

*Covid deaths occurred today : 00 | Covid deaths occurred beyond last 24hrs., reported today : 00



LAST 24 HOURS AGE GROUP AND GENDER WISE DISTRIBUTION



Positive Cases : 1

Female Male Transgender



0 - 9 10 - 19 20 - 29 30 - 39 40 - 49 50 - 59 60 - 69 >70

Recovered Cases : 0

Death Cases : 0

0 - 9 10 - 19 20 - 29 30 - 39 40 - 49 50 - 59 60 - 69 >70

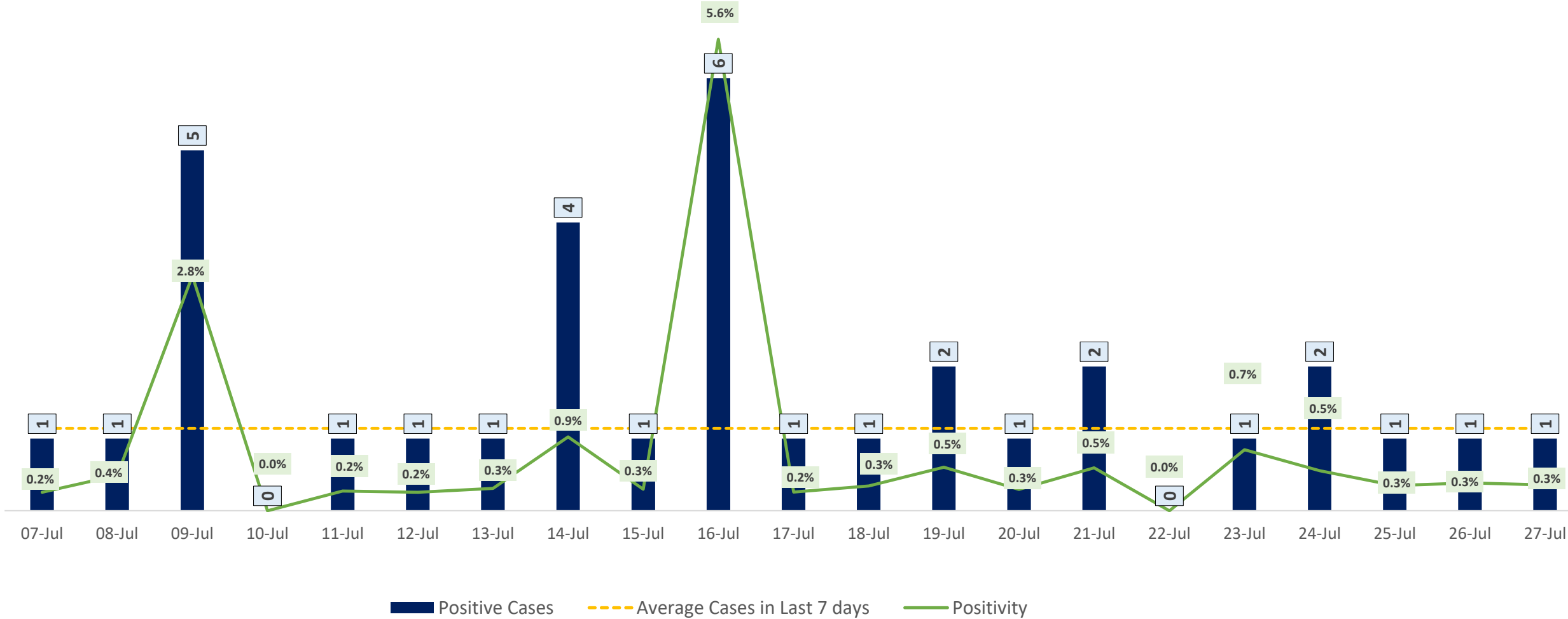
0 to 9 10 to 19 20 to 29 30 to 39 40 to 49 50 to 59 60 to 69 >=70



POSITIVITY RATE OF BENGALURU – LAST 21 DAYS



Average Cases in Last 7 days : 1

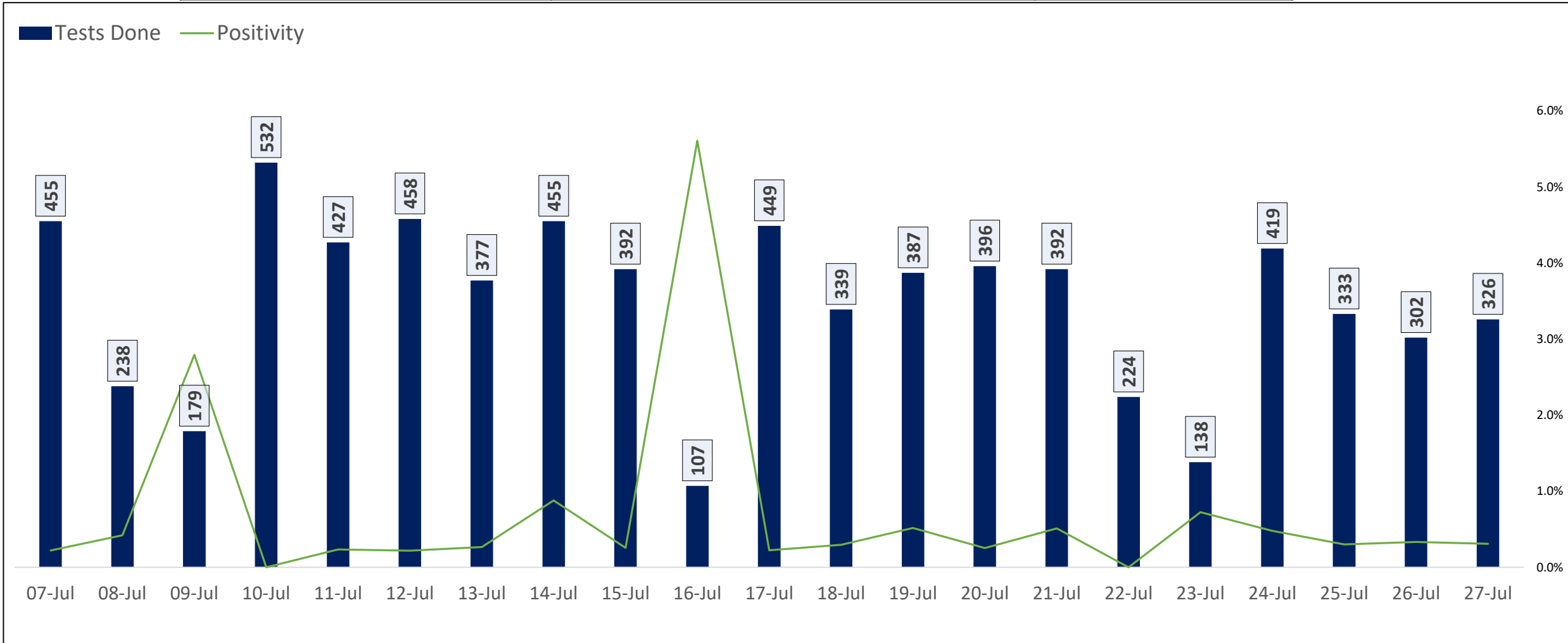




TESTING TRENDS IN BENGALURU



Total Test Conducted Till Date	Test Conducted Last 24 hours	Last 7 Days Average
3,24,57,682	326	305

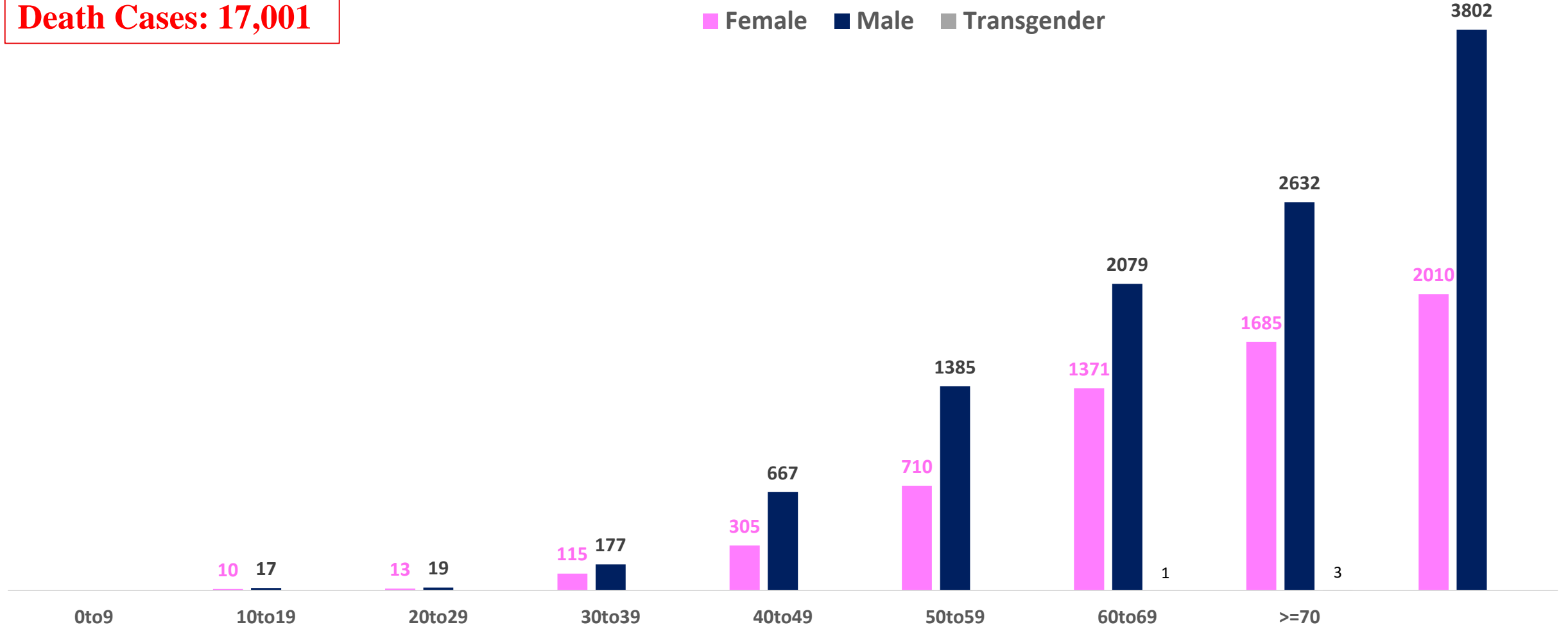




AGE AND GENDER WISE DISTRIBUTION OF DEATH CASES



Death Cases: 17,001





SNAPSHOT OF COVID-19 CASES IN BENGALURU URBAN



**Total Wards With
< = 1 Cases* :
190**

**Tests Conducted
on 27.07.2023:
326**

**Recovery
Rate*:
99.10%**

**Total
Active Cases :
6**

**Total Vaccinated
on 27.07.2023:
5**

**Positivity
Rate* :
0.37%**

**Active
Rate*:
0.00%**

**Case
Fatality Rate* :
0.00%**





*Total positive cases In the past 7 days

*CFR and positivity is for Past 7 days



ಬೃಹತ್ ಬೆಂಗಳೂರು ಮಹಾನಗರ ಪಾಲಿಕೆ
Bruhat Bengaluru Mahanagara Palike



Download BBMP Bulletin	https://apps.bbmpgov.in/covid19/mediabulletin.php
To register for vaccination :	https://selfregistration.cowin.gov.in/
BBMP COVID19 Dashboard:	https://apps.bbmpgov.in/covid19/
Follow us on:	 www.facebook.com/bbmp.comm1/
	 twitter.com/BBMPCOMM
	  BBMPSplHealth

Issued by:

Honorable Chief Commissioner, BBMP
Special Commissioner Health, BBMP
MD, Bengaluru Smart City Limited

THANK YOU !


ಬೃಹತ್ ಬೆಂಗಳೂರು ಮಹಾನಗರ ಪಾಲಿಕೆ
Bruhat Bengaluru Mahanagara Palike

MEASURES TO TAKE AT HOME

Dengue is a flu-like illness spread by the bite of an Aedes mosquito infected with dengue virus. Aedes mosquitoes can breed even in a small amount of stagnant water.

- Drain out and scrub clean flower pot plates, fountains once a week
- Turn over or cover objects that collect water such as drums and bowls
- Cover water tanks with a tight lid
- Cover overflow pipes of water tanks, but allow water to flow out
- Drain out and scrub clean trays under refrigerator, air conditioners, water cooler
- Ensures bottles, Plastic containers, or any discarded material in which water can collect, are properly disposed of

**PROTECT
PREVENT
STOP
DENGUE**

 @BBMPSplHealth

